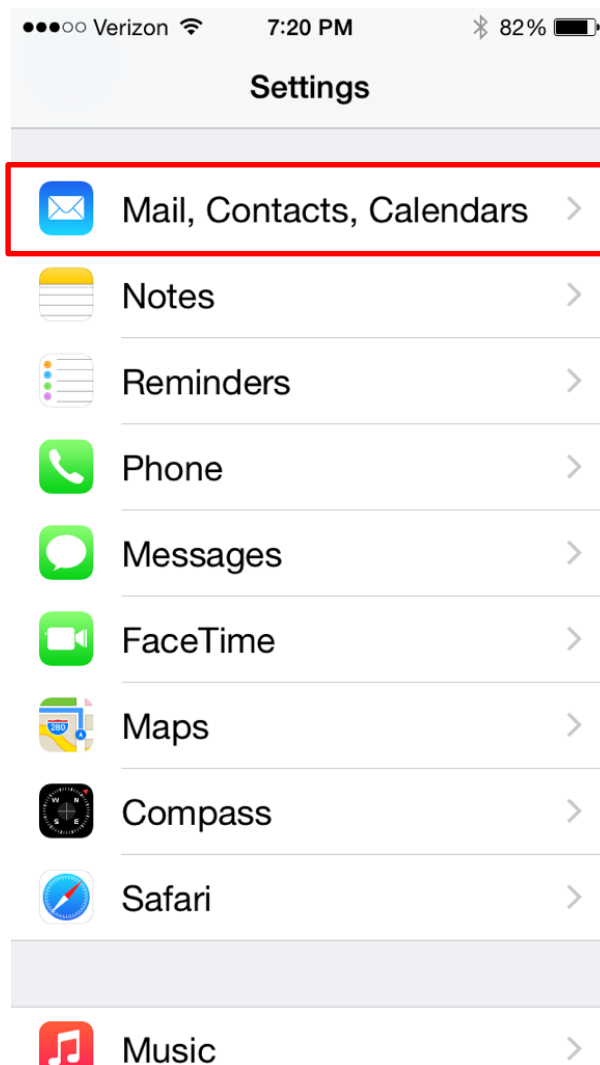


## CatMail Setup on iOS 10.8

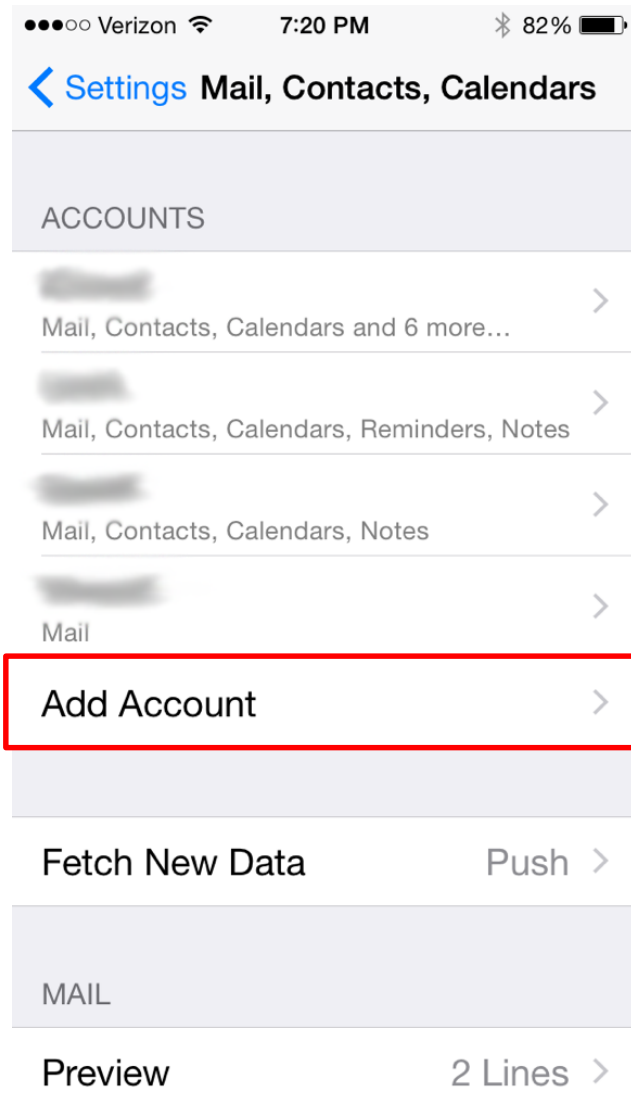
Go to settings on your iOS devices homepage using this icon:




Select the option for **Mail, Contacts, and Calendars**.



Select the option for **Add Account**.

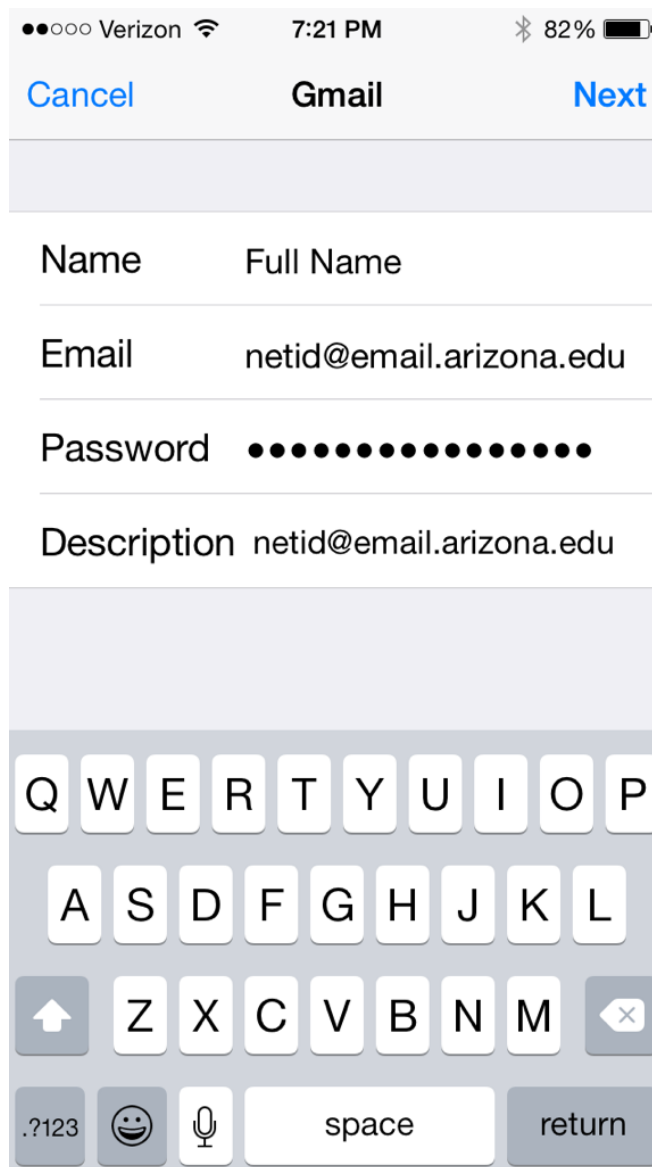


Select **Google** from the list of account types on this page.

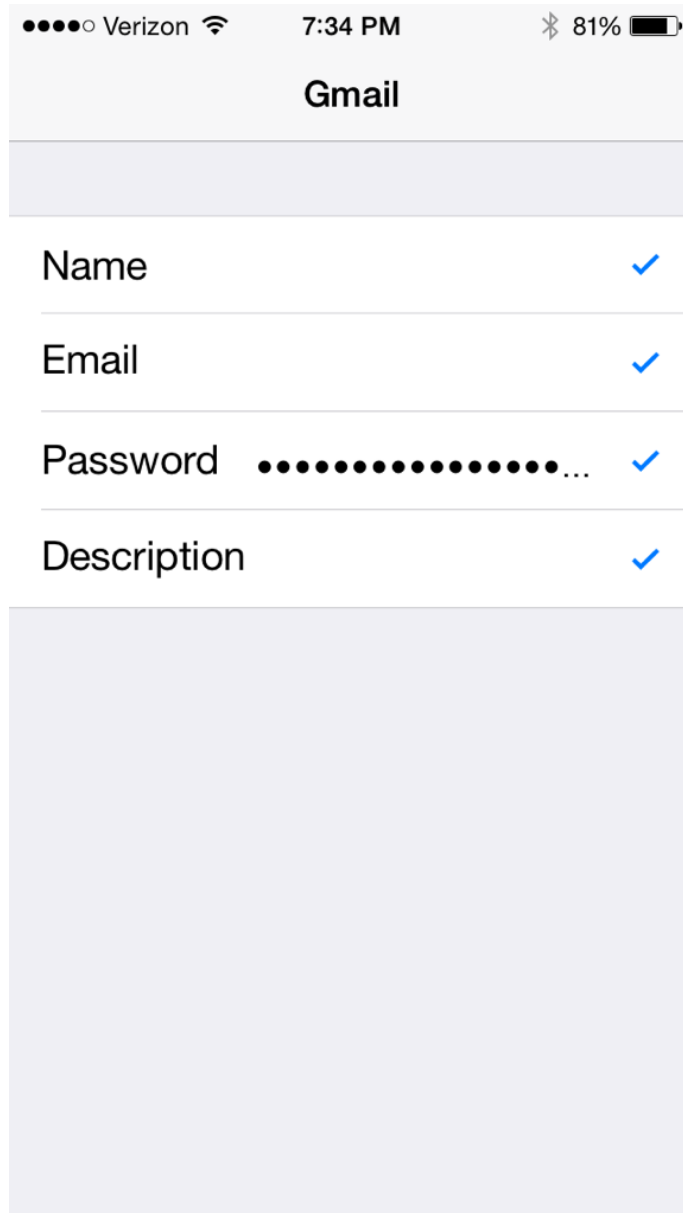


Enter your account information. Enter your full name, **UofA email address** (Ex. wilburw@email.arizona.edu). Enter your **secondary password** for your CatMail account. The description is what you are naming the email account in your phone so it can be whatever you would like.

If you don't have your **secondary password** for this process, at the end of the document will be a description on how to change it.



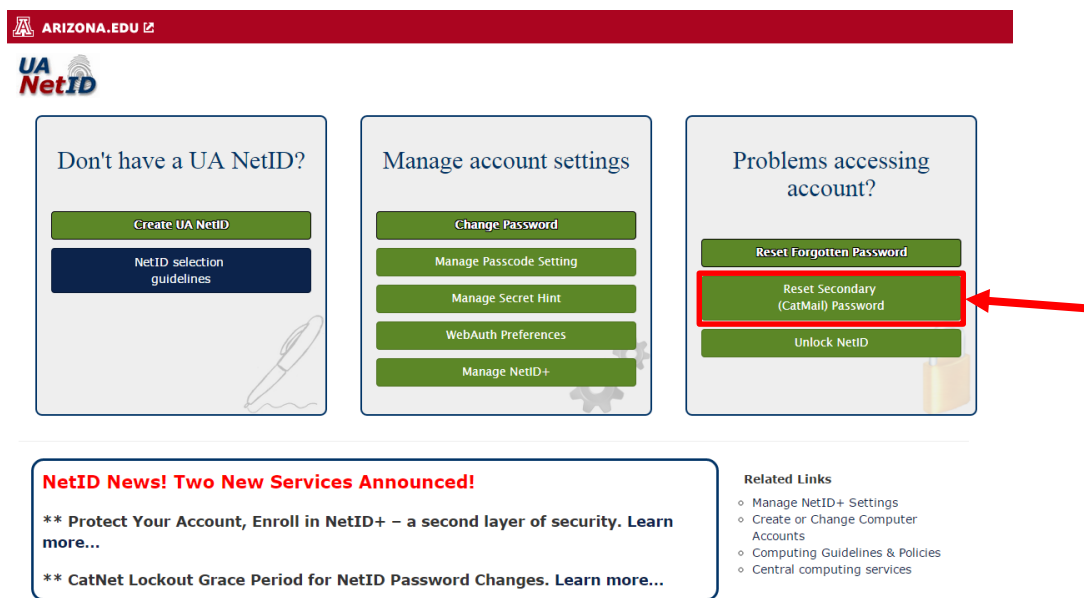
Your account should be added successfully and you can start using it by accessing the mail application on your iOS device.



## Resetting the Catmail Secondary Password

Go to: <https://netid.arizona.edu/>.

Click on **Reset Secondary (CatMail) Password**, this will take you to a Webauth login page where you will log in using your NetID and password. After this, a new secondary password will be sent to your CatMail Account.



ARIZONA.EDU

UA NetID

Don't have a UA NetID?

- Create UA NetID
- NetID selection guidelines

Manage account settings

- Change Password
- Manage Passcode Setting
- Manage Secret Hint
- WebAuth Preferences
- Manage NetID+

Problems accessing account?

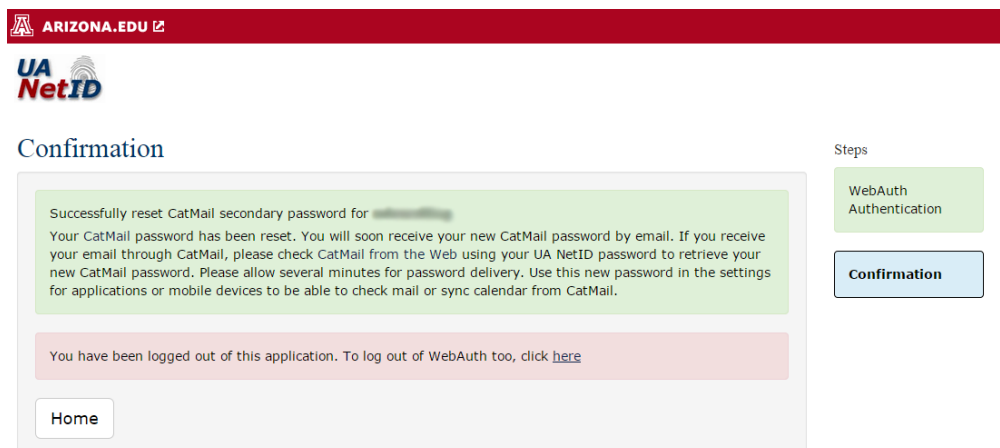
- Reset Forgotten Password
- Reset Secondary (CatMail) Password**
- Unlock NetID

**NetID News! Two New Services Announced!**

- \*\* Protect Your Account, Enroll in NetID+ – a second layer of security. [Learn more...](#)
- \*\* CatNet Lockout Grace Period for NetID Password Changes. [Learn more...](#)

Related Links

- Manage NetID+ Settings
- Create or Change Computer Accounts
- Computing Guidelines & Policies
- Central computing services



ARIZONA.EDU

UA NetID

### Confirmation

Successfully reset CatMail secondary password for [redacted].

Your CatMail password has been reset. You will soon receive your new CatMail password by email. If you receive your email through CatMail, please check CatMail from the Web using your UA NetID password to retrieve your new CatMail password. Please allow several minutes for password delivery. Use this new password in the settings for applications or mobile devices to be able to check mail or sync calendar from CatMail.

You have been logged out of this application. To log out of WebAuth too, click [here](#)

Home

Steps

- WebAuth Authentication
- Confirmation**